


# Vowel Diphthong oi and oy Word Sorting Activities



Dear Educator,

Thank you for your download! This is a collection of activities to use for the spelling generalization the vowel diphthongs oi and oy.

Word sorting is a brain-based activity that will really get your students looking more critically at words and their patterns. ONE SORT IS NOT ENOUGH. Children need multiple exposures to sorting in a variety of ways. There should be no writing involved in the first sort. Just looking at the words, discovering patterns and determining categories is enough for the first lesson. Subsequent lessons can involve sorting, speed sorting, and blind sorting.

Use the word cards for sorting and for playing concentration. I've also added a making words template to practice building 3, 4, and 5 letter words with oi or oy.

Please be sure to check my [Teachers Pay Teachers Store](#) for more word study activities. Thank you!

-Emily Gibbons, [The Reading Tutor/OG](#)

<b>pg. #</b>	<b>Activity</b>
4	Vowel Diphthong Mini-Poster
5	Student Directions
6	Word Cards for Sorting and Concentration
7	Sorting Recording Sheet
8	Sorting Answer Key
9	Making Words
10	Credits

# Vowel Diphthongs

## oi or oy

oi

Use oi  
at the  
beginning  
or middle  
of a word or  
syllable.

oy

Use oy  
at the end  
of a word or  
syllable.

## **Directions for Concentration**

### **Materials: one set of cards**

1. Shuffle the cards well. Place them face down in an array (A 4x6 or a 6x4 array will work well.)
2. Take turns flipping cards over to make matches.

### **THIS IS HOW YOU CAN MAKE A MATCH:**

- Find 2 cards that have the same vowel diphthong.

# Cards for cutting, sorting and playing Concentration



coin



boil



coil



choice



spoil



join



point



foil



joint




oily




oink




voice




boy




toy




joy




ploy




coy




Roy



soy




annoy




cowboy



enjoy



loyal



destroy

Name: \_\_\_\_\_ Date: \_\_\_\_\_

Sort and write the word cards into the correct categories.

oi coin	oy toy

Name: ANSWER KEY

Date: \_\_\_\_\_

Sort and write the word cards into the correct categories.

<b>oi</b> <b>coin</b>	<b>oy</b> <b>boy</b>
coin	boy
boil	toy
coil	joy
choice	coy
spoil	ploy
join	Roy
point	soy
foil	annoy
joint	cowboy
oily	enjoy
oink	royal
voice	destroy



Name: \_\_\_\_\_

Making Words

Date: \_\_\_\_\_

Cut out the strip of letters at the bottom. Make words and write them in the chart.

3 letter words	4 letter words	5 letter words

c	b	i	p	n	y	e	s	h	t	m	o	j	r	w
---	---	---	---	---	---	---	---	---	---	---	---	---	---	---

Credits:

Font: Jen Jones, [Hello Literacy](#)

Red frames, [Lovin' Lit](#)

Brown Cover background: [Sonya DeHart Designs](#)

Farm clipart: [MyClipArt Store](#)

**This product was purchased for a single-user only, and is not for redistribution or resale in any form. Contact me, the seller, for license and additional permission to share this product. Thank you!**

**Emily Gibbons, © 2014**

**<http://www.teacherspayteachers.com/Store/Emily-Gibbons>**

**\* Be sure to check out my other word sorts in my store! 😊**